

Rittal – The System.

Faster – better – worldwide.

► Monitoring system CMC III



ENCLOSURES

POWER DISTRIBUTION

CLIMATE CONTROL

INFRASTRUCTURE

SOFTWARE & SERVICES

FRIEDHELM LOH GROUP





W x H x D mm
Temperature range
Operating humidity range
Sensors/CAN bus connection units
Max. overall cable length for CAN bus

Model No. DK
CMC III Processing Unit Compact

CMC III Processing Unit

CAN bus

Task:	Model No.	PU Compact Maximum quantity	PU	Cat. 33, page
-------	-----------	-----------------------------	----	---------------

Temperature sensor	1 x integrated into PU
Access	1 x integrated into PU

CMC III sensors for direct connection				
Temperature sensor	7030.110	4	32	773
Temperature/humidity sensor	7030.111	4	32	773
Infrared access sensor	7030.120	4	32	773
Vandalism sensor	7030.130	4	32	773
Analog airflow sensor	7030.140	4	10 ¹⁾	773
Analog differential pressure sensor	7030.150	4	32	773
Universal sensor (digital input or 4 – 20 mA or S ₀ Bus power meter or Wiegand interface)	7030.190	4	32	773

Interface for CMC II sensors for connecting the following products:				
5 x access sensors (packs of 2), connect a max. of 5 in series	7320.530	4	32	773
1 x smoke detector	7320.560	4	32	773
1 x motion detector	7320.570	4	32	773
1 x voltage monitor 48 V DC	7320.620	4	32	773
1 x leakage sensor	7320.630	4	32	773
1 x leakage sensor, with sensor length 15m	7320.631	4	32	773
1/3 x fire detector and extinguisher system DET-AC Plus with 3 messages	7338.120	4	32	510
1/3 x early fire detector system EFD Plus with 3 messages	7338.220	4	32	510
1/2 x door control system with 2 enclosure channels	7320.790	4	32	779

Access System				
For connecting the following products:				
1 x Ergoform-S handle (electro-magnetic)	7320.700	2	16 ¹⁾	773
1 x Comfort handle TS 8 (electro-magnetic TS 8 handle with master key function, with and without CCP)	7320.721	2	16 ¹⁾	773
1 x universal lock	7320.730	2	16 ¹⁾	777
1 x universal handle	7320.950	2	16 ¹⁾	773

Reader units				
1 x CMC III coded lock	7030.220	2	16 ¹⁾	773
1 x CMC III transponder reader	7030.230	2	16 ¹⁾	773

Interface for PSM, PCU, FCS, DRC				
For connecting the following products (note: separate supply via power pack possible):				
2 x Fan Control System FCS (DK 7320.812 fan 24 V DC for FCS)	7320.810	1	4 ²⁾	777
2 x fan mounting plate DC (universal fan roof W x D 800 x 800 mm with FCS)	7858.488	1	4 ²⁾	406
2 x RFID controller DRC	7890.500	1	4 ²⁾	787
2 x 4 x Power Control Unit (PCU) 8-way	7200.001	1	4 ²⁾	700
2 x 4 x Power Control Unit (PCU) C13/earthing pin LED 6-way	7859.215	1	4 ²⁾	700
2 x 4 x Power Control Unit (PCU) C13 LED 8-way	7859.225	1	4 ²⁾	700
2 x 4 x Power Control Unit (PCU) C13/19 LED 6-way	7859.235	1	4 ²⁾	700
2 x 4 x PSM socket module active PSM C13 8-way	7856.201	1	4 ²⁾	385
2 x 4 x PSM socket module active PSM C13/earthing pin 6-way	7856.203	1	4 ²⁾	700
2 x 4 x PSM socket module active PSM C13/19 6-way	7856.204	1	4 ²⁾	700
2 x 4 x PSM socket module active PSM C13/earthing pin LED 6-way	7859.212	1	4 ²⁾	385
2 x 4 x PSM socket module active PSM C13 LED 8-way	7859.222	1	4 ²⁾	385
2 x 4 x PSM socket module active PSM C13/19 LED 6-way	7859.232	1	4 ²⁾	385
2 x PSM busbar with measurement 16 A	7856.016	1	4 ²⁾	384
2 x PSM busbar with measurement 32 A	7856.003	1	4 ²⁾	384
2 x PSM measurement module 16 A	7856.019	1	4 ²⁾	386

¹⁾ Max. 5 p. and ²⁾ max. 1 p. for power supply with PoE or 48 V power pack.


K

K

L


L

CMC III CAN bus unit for sensor
 For connecting CMC II sensors
 Max. number of PU C: 4
 Max. number of PU: 32



Model No. DK **7030.100**

CMC III CAN bus unit access
 With integral infrared access sensor and interface for one reader III
 Max. number of PU C: 2
 Max. number of PU: 16¹⁾



Model No. DK **7030.200**

K

K CAN bus connection cable required

L Cables included with the supply

CMC III Processing Unit Compact	CMC III Processing Unit
138 x 40 (1 U) x 120 + 12 (front assembly)	138 x 40 (1 U) x 120 + 12 (front assembly)
0 °C to +55 °C	0 °C to +55 °C
5% to 95% relative humidity, non-condensing	5% to 95% relative humidity, non-condensing
max. 4	max. 32
1 x 50 m	2 x 50 m
7030.010	7030.000

Material: Plastic

Surface finish:

- Front: Smooth
- Enclosure: Textured

Colour:

- Front: RAL 9005
- Enclosure: RAL 7035

Protection category:

IP 30 to IEC 60 529

Supply includes:


- Basic system
- Quick instructions
- 4 mounting feet

Mounting in **M1**



up to max. 4 bus participants

up to max. 32 bus participants



Programming cable/USB

For commissioning the Processing Unit (PU) or PU Compact

Model No. DK **7030.080**

Only one system may be connected per PU:

Display Unit II

To display alarms and measurement values



Model No. DK **7320.491**

Mounting in **M2**

ISDN unit

As a redundant alarm path for SMS messages



Model No. DK **7320.830**

Mounting in **M2**

GSM Quad Band

As a redundant alarm path for SMS messages



Model No. DK **7320.820**

Mounting in **M2**

CMC III CAN bus unit

Interfaces unit for connecting CMC II accessories

Contains 2 channels of the PU II systems: External 24 V DC supply via DK 7030.060 required
Max. number of PU C: 1
Max. number of PU: 4⁹



Model No. DK **7030.030**

Mounting in **M1**

Control units (not with CMC III Processing Unit Compact)

CMC III I/O Unit

8 digital inputs and 4 relay outputs
Max. quantity: 16



Model No. DK **7030.040**

Mounting in **M1**

CMC III Power Unit

Switching and measurement of voltage, power, output and work.
With 2 outputs
Also for the activation of AC fans.
Max. quantity 16



Model No. DK **7030.050**

Mounting in **M1**

Power supply

Connection cable to PU



Supplies 24 V to the PU

Packs of	Length	Model No. DK
1	2 m	7320.813

24 V DC available in the enclosure

24 V DC

48 V DC power pack



Converts 48 V DC into 24 V DC

Primary input voltage	Output voltage	Model No. DK
48 V DC	24 V DC	7320.435

48 V DC available in the enclosure

230 V power pack



Converts 100 to 240 V DC into 24 V DC

CMC III power supply	Model No. DK
CMC III power pack	7030.060
Connection cable	7200.210

100 to 240 V DC available in the enclosure

Mounting in **M1**

Attachment

M1 CMC III mounting unit 1 U



To accommodate PU, PU Compact, control units, CMC III CAN bus unit and CMC III power pack. The mounting unit can accommodate up to 3 units and is secured in the 482.6 mm (19") frame. Optionally for cable clamp DK 7610.000.

	Packs of	Model No. DK
CMC III mounting unit, 1 U	1	7030.070

CMC III mounting unit



Can accommodate one unit and is mounted on the enclosure frame.

	Packs of	Model No. DK
CMC III mounting unit, for enclosure frame	1	7030.071

M2 Mounting unit 1 U



For display, ISDN and GSM unit, fan control system, door control module, dynamic rack controller, for accommodation in the 482.6 mm (19") mounting level. Cable clamp straps DK 7610.000 or DK 7611.000 can be used for cable clamping.

	Packs of	Model No. DK
Mounting unit	1	7320.440
Trim panels	2	7320.441

Accessories

L Optional Extension cable for sensor cable



Connector/jack	Length	Packs of	Model No. DK
RJ 12	5	4	7200.450
RJ 12	1	2	7320.814

K CAN bus connection cable



This can be used to connect the PU with the CAN bus sensors III, units III, control units III as a bus, and also for cabling together.

Cable CMC III CAN bus	Length (m)	Packs of	Model No. DK
RJ45 connection cable	0.5	1	7030.090
RJ45 connection cable	1	1	7030.091
RJ45 connection cable	1.5	1	7030.092
RJ45 connection cable	2	1	7030.093
RJ45 connection cable	5	1	7030.094
RJ45 connection cable	10	1	7030.095

Connection cable/extension 230/115 V AC



For connecting to:

- CMC III power pack C13 (DK 7030.060)
- CMC III Power Unit C13
- PCU (Power Control Unit)

Technical specifications:
PVC cable, 3-pole, with IEC connector (non-heating appliances) with contact protection CEE22.

Length: Minimum 1.8 m

Country version	Voltage (V)	Model No. DK
D/F/B/C13	230	7200.210
USA/CDN/C13	230/115	7200.214
IEC 320 device extension C13/C14	230/115	7200.215

▶ Monitoring system CMC III – A solution for every task

IT security is now inextricably linked with the Computer Multi Control (CMC) monitoring system – it has become firmly established as a permanent feature of physical IT security, allowing modern IT infrastructures to be operated securely, while at the same time ensuring optimum performance.

The CMC III monitoring system sets new standards with regard to simple assembly and configuration, reduced system complexity, and cost-effectiveness. In order to be able to cover the wide range of potential applications in IT and industry, the CMC III monitoring system is available in two variants:



CMC III Processing Unit Compact

The compact monitoring solution for applications in industry and building monitoring, or for smaller IT projects with up to four additional CAN bus monitoring components.

CMC III Processing Unit

The powerful, modularly extendible monitoring solution for demanding IT and industrial environments, with the option of connecting up to 32 additional monitoring components.

The benefits to you with both variants:

- Minimal cabling work, thanks to bus technology
- Temperature and access sensor, digital inputs and relay output already integrated into the base unit
- Sensors may be connected directly
- Power supply either redundant via two PSUs, directly via 24 V DC with industrial applications, or with Power over Ethernet (PoE).
- Integral OPC server allows direct communication with the control room (BMS or SCADA system)

ENCLOSURES

POWER DISTRIBUTION

CLIMATE CONTROL

INFRASTRUCTURE

SOFTWARE & SERVICES

FRIEDHELM LOH GROUP

www.rittal.com



Rittal – The System.

Faster – better – worldwide.

- Enclosures
- Power Distribution
- Climate Control
- IT Infrastructure
- Software & Services

RITTAL GmbH & Co. KG
Postfach 1662 · D-35726 Herborn
Phone +49(0)2772 505-0 · Fax +49(0)2772 505-2319
E-mail: info@rittal.de · www.rittal.com

ENCLOSURES

POWER DISTRIBUTION

CLIMATE CONTROL

IT INFRASTRUCTURE

SOFTWARE & SERVICES

FRIEDHELM LOH GROUP

